



THE TWO MINUTE BUZZER




Select Buzzer
Hook #14 - #10




Thread wire of
choice through
hook eye.




Wind wire along
hook in tight
turns.



Release
trapped end.



Return wire in
open ribbed
turns, and secure
loose end.





Tease off loose
end and add
dubbing to wire.



(Dub thorax.
Adding dubbing
wax to the wire
will assist.)



Secure wire with
half-hitch tool and
tease off loose
end.



The Two Minute Buzzer.

- Can be tied in a range of wire/dubbing colour combinations.
- Securing the wire through the eye stops the wire slipping.
- When tying off, tension the half hitch against the half hitch tool to prevent bending the hook in the vice.
- Add varnish, super glue, epoxy or nothing at all.